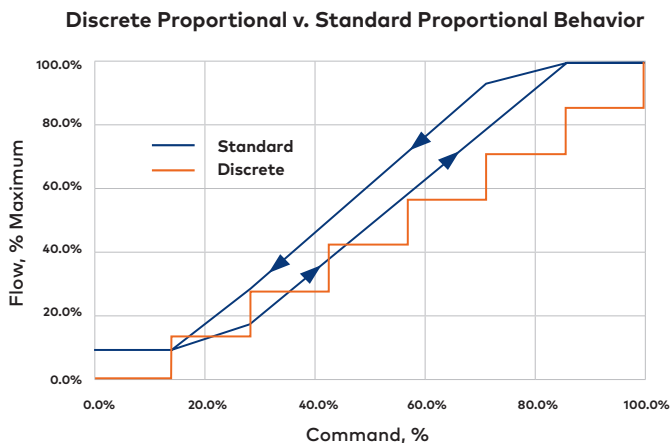




High-Flow Discrete Proportional Valve

The high-flow discrete proportional valve is a two-way pilot valve designed to support applications with high flow rates at pressures up to 45 psi. The valve provides flow control with up to four predefined, discrete positions without requiring constant power to maintain state. Only a short power pulse is needed to change the valve's commanded flow rate. By design, the valve achieves zero hysteresis, providing precise, repeatable flow.



Discrete Proportional Valve and continuous proportional valve performance curves

Features & Benefits

- + Flow control for up to four discrete positions
- + Zero hysteresis by design
- + Piloted valve design keeps package size small
- + Does not require constant power to maintain a commanded valve position
- + Only +/- 12 or 24 V pulse needed to change flow
- + Flow characteristics can be customized
- + Scalable to meet application requirements

Applications

- + Thermal management
- + Flow control
- + Processing
- + Spraying systems

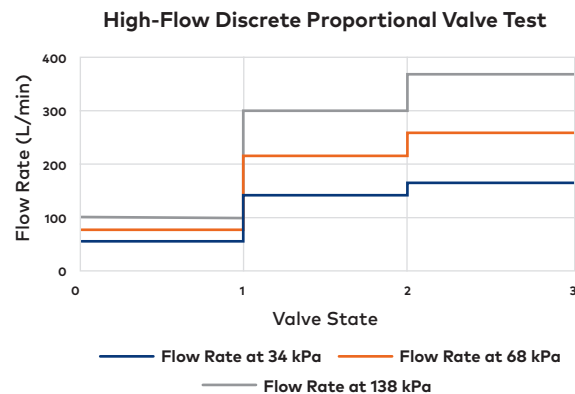
(continued to next page)

Technical Data (custom configurations available)

Flow Characteristics in a High-Flow DPV Example

State	Flow Rate GPM	Flow Rate L/min	Delta P psi	Delta P kPa
0	0	0	5	34
1	12	53	5	34
2	31	141	5	34
3	36	163	5	34
0	0	0	10	68
1	17	76	10	68
2	47	215	10	68
3	57	258	10	68
0	0	0	20	138
1	22	100	20	138
2	65	296	20	138
3	81	370	20	138

Flow characteristics in a high-flow DPV example with four discrete positions



- + DC actuated with magnetic latching
- + 12 or 24 Vdc
 - Reverse polarity required to operate solenoid in both directions
 - Can be implemented on a local or vehicle control board

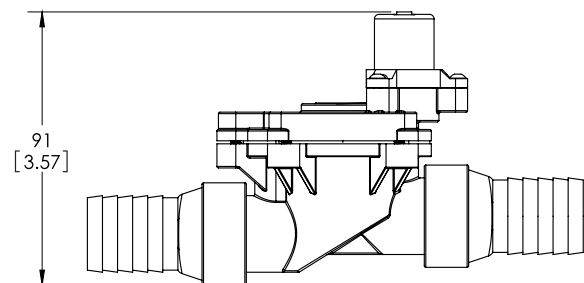
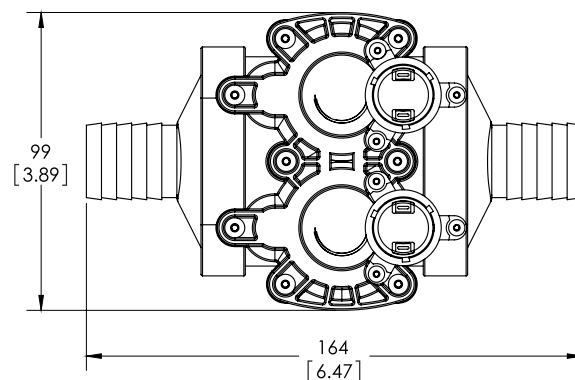
Electrical Specifications

	12 Vdc System	24 Vdc System
Peak Amp Draw	2 A	1 A
Latched Draw	0 A	0 A
Resistance at 20°C	7.38 Ω	28.2 Ω
Peak Power	24 W	24 W

- + 1" hose barb connections (configurable)
- + See chart and graph for more flow characteristics

All TLX components are customized to fit system requirements, meaning technical specifications are unique to each customer and design. Examples given are for illustration purposes only.

Dimensional Drawings (dimensions in millimeters [inches])



Legal Disclaimer Notice

ALL PRODUCT, PRODUCT SPECIFICATIONS, AND DATA ARE SUBJECT TO CHANGE WITHOUT NOTICE TO IMPROVE RELIABILITY, FUNCTION, DESIGN OR OTHERWISE.

TLX Technologies, LLC makes no warranty, representation or guarantee regarding the suitability of the products for any particular purpose or the continuing production of any product. To the maximum extent permitted by applicable law, TLX Technologies disclaims (i) any and all liability arising out of the application or use of any product, (ii) any and all liability, including without limitation special, consequential or incidental damages, and (iii) any and all implied warranties, including warranties of fitness for particular purpose, non-infringement and merchantability.

Statements regarding the suitability of products for certain types of applications are based on TLX Technologies' knowledge of typical requirements that are often placed on TLX Technologies' products in generic applications. Such statements are not binding statements about the suitability of products for a particular application. It is the customer's responsibility to validate that a particular product with the properties described in the product specification is suitable for use in a particular application. Parameters provided in data sheets and/or specifications may vary in different applications, and performance may vary over time. All operating parameters, including typical parameters, must be validated for each customer application by the customer's technical experts. Product specifications do not expand or otherwise modify TLX Technologies' terms and conditions of purchase, including but not limited to the warranty expressed therein.

No license, express or implied, by estoppel or otherwise, to any intellectual property rights is granted by this document or by any conduct of TLX Technologies. Product names and markings noted herein may be trademarks of their respective owners.