

## Supervised Latching Solenoid Actuator

The supervised latching solenoid actuator is designed for systems with lower operating pressures and meets regulatory standards for supervision. The integrated supervisory feature provides fully engaged installation detection and eliminates the need for an additional supervisory component and electrical connection. This durable actuator features ultrafast response and is resettable after activation with the optional manual reset tool. The discharge valve interface is customizable to fit your system.

### Features & Benefits

- + UL 864 Recognized Component
- + Fully engaged installation detection
- + Ultrafast response
- + Strongest actuation force for package size
- + Integrated supervision with 6-wire standard
- + Full metal enclosure with factory installed wiring
- + Resettable after activation
- + Component freely rotates for easy installation
- + Designed to safeguard against tampering
- + Customizable interfacing options
- + Optional manual actuation assembly and reset tool attachment
- + Engineering expertise to help achieve UL, FM, CE, LPCB, & VdS certifications and listings

### Add-On Features

Manual actuation and reset tool options



Manual Reset Tool



Push Button Manual Actuator



Lever Action Manual Actuator



Lever Action Manual/Pneumatic Actuator



The supervised latching solenoid actuator is specifically designed for gaseous fire suppression systems and meets the UL, NFPA, and EN requirements for these systems.



#### Technical Data (custom configurations available)

- + Supply voltage: 24 Vdc
- + Operating temperature range:  
-20°C to 55°C (-4°F to 131°F)
- + Firing pin force: 53 N (12 lbs.) min.
- + Firing current: 0.5 A
- + Weight: 1.1 kg
- + Body diameter: 44.5 mm
- + Length: 129.8 mm

#### Customizations

The discharge valve interface can be customized to match your valve configuration.

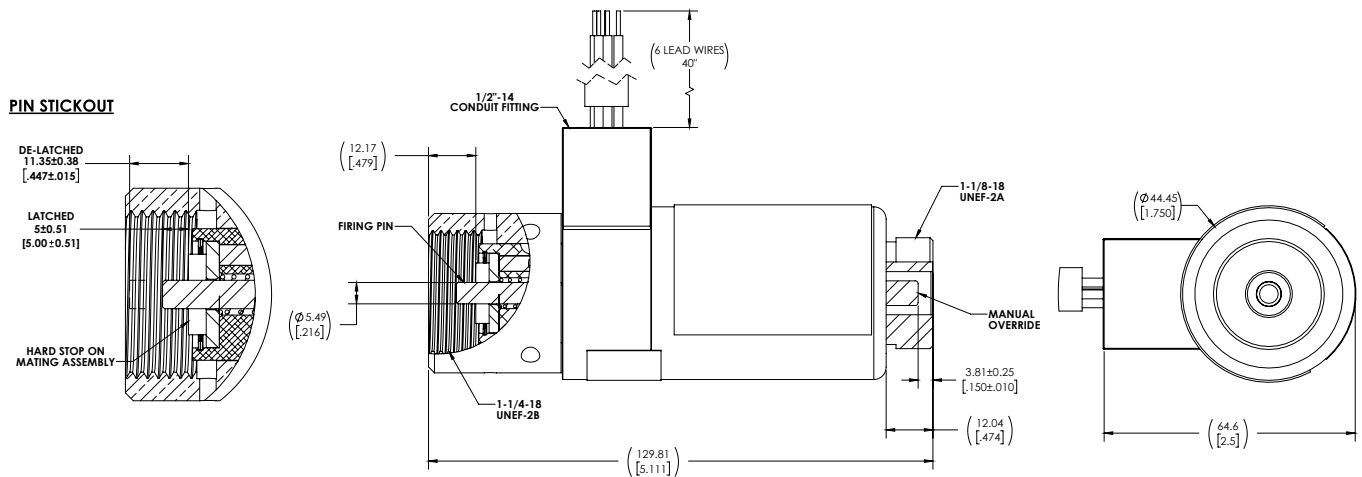
- + Thread size
- + Thread type
- + Pin stick out
- + Pin stroke



Female/Male Thread Connection Options

*All TLX components are customized to fit system requirements, meaning technical specifications are unique to each customer and design. Examples given are for illustration purposes only.*

#### Dimensional Drawings (dimensions in millimeters [inches])



**Legal Disclaimer Notice**

ALL PRODUCT, PRODUCT SPECIFICATIONS, AND DATA ARE SUBJECT TO CHANGE WITHOUT NOTICE TO IMPROVE RELIABILITY, FUNCTION, DESIGN OR OTHERWISE.

TLX Technologies, LLC makes no warranty, representation or guarantee regarding the suitability of the products for any particular purpose or the continuing production of any product. To the maximum extent permitted by applicable law, TLX Technologies disclaims (i) any and all liability arising out of the application or use of any product, (ii) any and all liability, including without limitation special, consequential or incidental damages, and (iii) any and all implied warranties, including warranties of fitness for particular purpose, non-infringement and merchantability.

Statements regarding the suitability of products for certain types of applications are based on TLX Technologies' knowledge of typical requirements that are often placed on TLX Technologies' products in generic applications. Such statements are not binding statements about the suitability of products for a particular application. It is the customer's responsibility to validate that a particular product with the properties described in the product specification is suitable for use in a particular application. Parameters provided in data sheets and/or specifications may vary in different applications, and performance may vary over time. All operating parameters, including typical parameters, must be validated for each customer application by the customer's technical experts. Product specifications do not expand or otherwise modify TLX Technologies' terms and conditions of purchase, including but not limited to the warranty expressed therein.

No license, express or implied, by estoppel or otherwise, to any intellectual property rights is granted by this document or by any conduct of TLX Technologies. Product names and markings noted herein may be trademarks of their respective owners.